

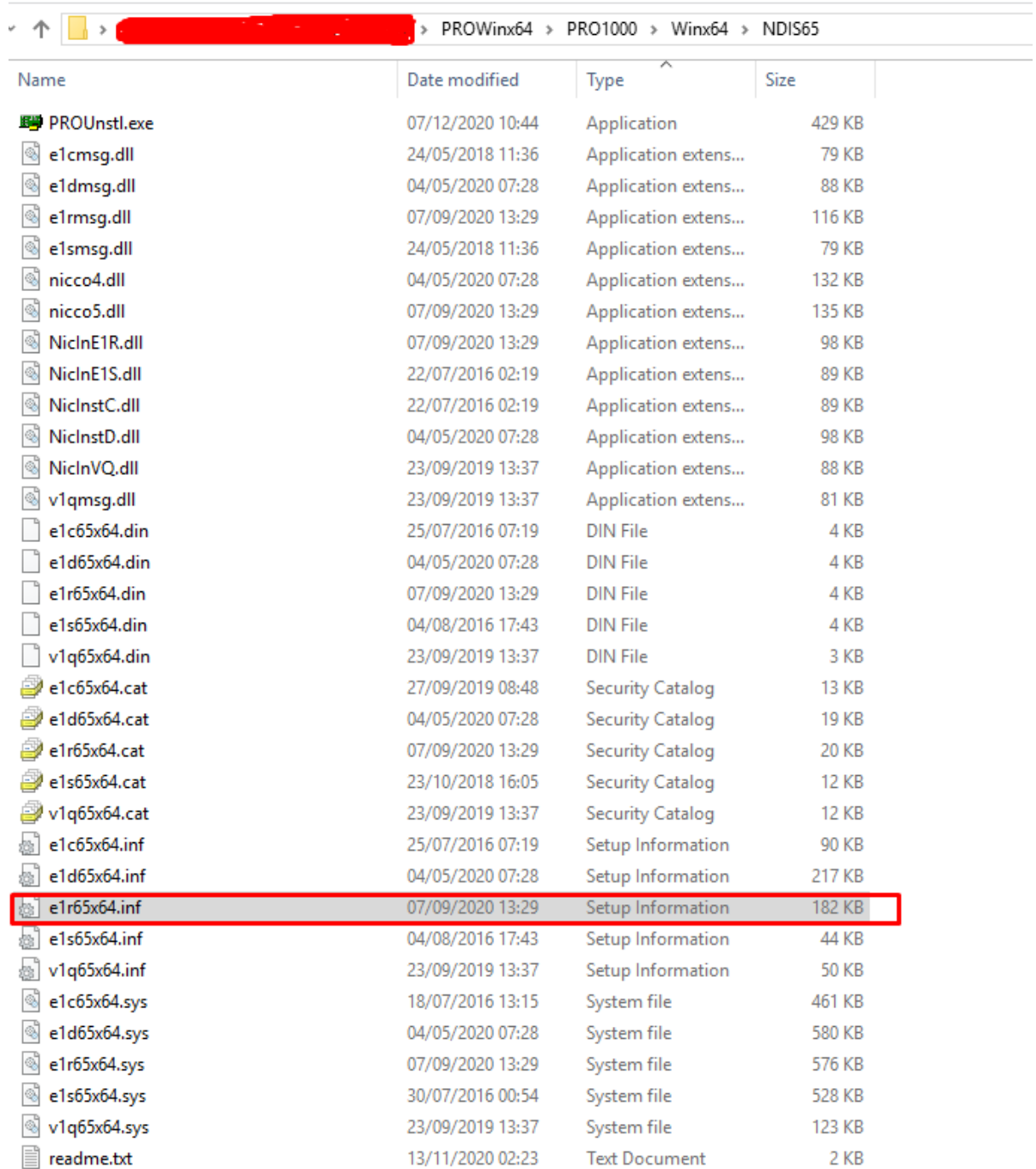


# Installation Guide

Intel I211 Network Driver on Windows Server 2019

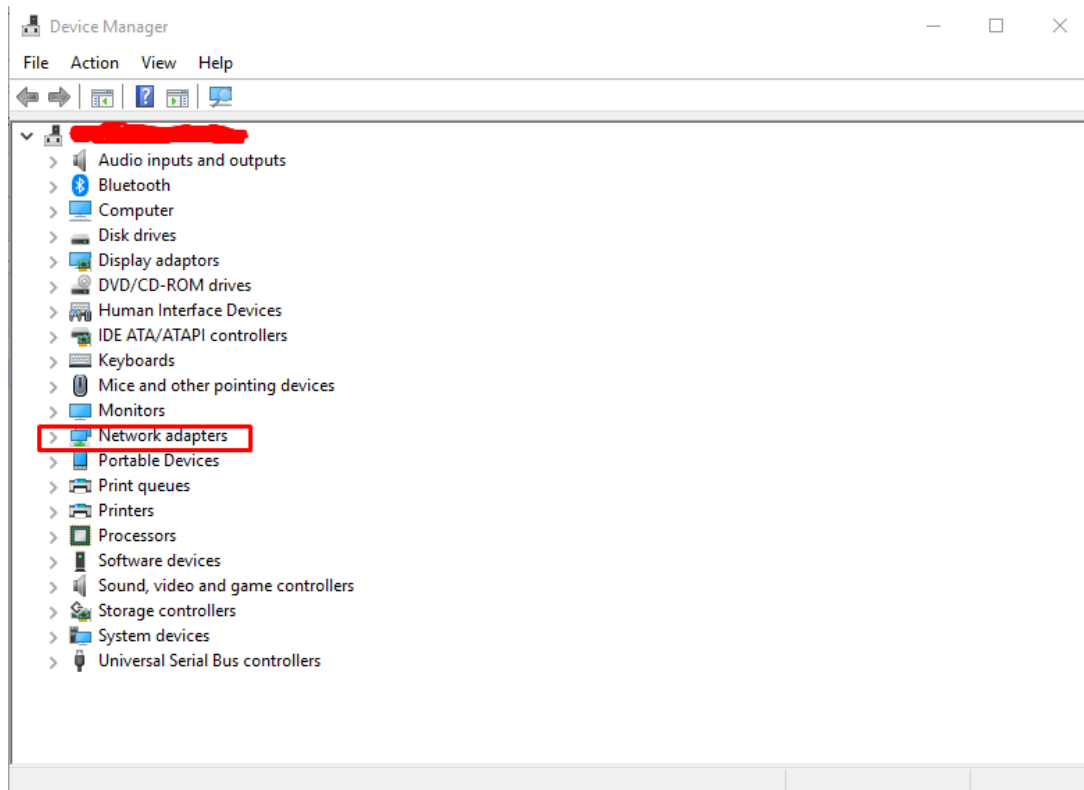
## Installing Intel I211 Network Driver on Windows Server 2019

1. Please download following driver from Intel website  
<https://downloadcenter.intel.com/download/28396/Intel-Network-Adapter-Driver-for-Windows-Server-2019->
2. After the download is complete, get a self-extracting installation package of PROWinx64.exe, use 7zip or other decompression software to decompress it to any folder.
3. Enter the unzipped folder in the first step, and enter the PRO1000 -> Winx64 -> NDIS65 folder in sequence.



Name	Date modified	Type	Size
PROUnstl.exe	07/12/2020 10:44	Application	429 KB
e1cmsg.dll	24/05/2018 11:36	Application extens...	79 KB
e1dmsg.dll	04/05/2020 07:28	Application extens...	88 KB
e1rmsg.dll	07/09/2020 13:29	Application extens...	116 KB
e1smsg.dll	24/05/2018 11:36	Application extens...	79 KB
nicco4.dll	04/05/2020 07:28	Application extens...	132 KB
nicco5.dll	07/09/2020 13:29	Application extens...	135 KB
NiclnE1R.dll	07/09/2020 13:29	Application extens...	98 KB
NiclnE1S.dll	22/07/2016 02:19	Application extens...	89 KB
NiclnstC.dll	22/07/2016 02:19	Application extens...	89 KB
NiclnstD.dll	04/05/2020 07:28	Application extens...	98 KB
NiclnVQ.dll	23/09/2019 13:37	Application extens...	88 KB
v1qmsg.dll	23/09/2019 13:37	Application extens...	81 KB
e1c65x64.din	25/07/2016 07:19	DIN File	4 KB
e1d65x64.din	04/05/2020 07:28	DIN File	4 KB
e1r65x64.din	07/09/2020 13:29	DIN File	4 KB
e1s65x64.din	04/08/2016 17:43	DIN File	4 KB
v1q65x64.din	23/09/2019 13:37	DIN File	3 KB
e1c65x64.cat	27/09/2019 08:48	Security Catalog	13 KB
e1d65x64.cat	04/05/2020 07:28	Security Catalog	19 KB
e1r65x64.cat	07/09/2020 13:29	Security Catalog	20 KB
e1s65x64.cat	23/10/2018 16:05	Security Catalog	12 KB
v1q65x64.cat	23/09/2019 13:37	Security Catalog	12 KB
e1c65x64.inf	25/07/2016 07:19	Setup Information	90 KB
e1d65x64.inf	04/05/2020 07:28	Setup Information	217 KB
<b>e1r65x64.inf</b>	<b>07/09/2020 13:29</b>	<b>Setup Information</b>	<b>182 KB</b>
e1s65x64.inf	04/08/2016 17:43	Setup Information	44 KB
v1q65x64.inf	23/09/2019 13:37	Setup Information	50 KB
e1c65x64.sys	18/07/2016 13:15	System file	461 KB
e1d65x64.sys	04/05/2020 07:28	System file	580 KB
e1r65x64.sys	07/09/2020 13:29	System file	576 KB
e1s65x64.sys	30/07/2016 00:54	System file	528 KB
v1q65x64.sys	23/09/2019 13:37	System file	123 KB
readme.txt	13/11/2020 02:23	Text Document	2 KB

4. Install the driver for I211 network card driver. In the device manager, find the network controller that has no driver, right-click and select "update driver"



How do you want to search for drivers?

→ Search automatically for updated driver software

Windows will search your computer and the Internet for the latest driver software for your device, unless you've disabled this feature in your device installation settings.

→ Browse my computer for driver software

Locate and install driver software manually.

Cancel

## Browse for drivers on your computer

Search for drivers in this location:

C:\

Include subfolders

→ Let me pick from a list of available drivers on my computer  
This list will show available drivers compatible with the device, and all drivers in the same category as the device.

Next

Cancel

## Select the device driver you want to install for this hardware.



Select the manufacturer and model of your hardware device and then click Next. If you have a disk that contains the driver that you want to install, click Have Disk.

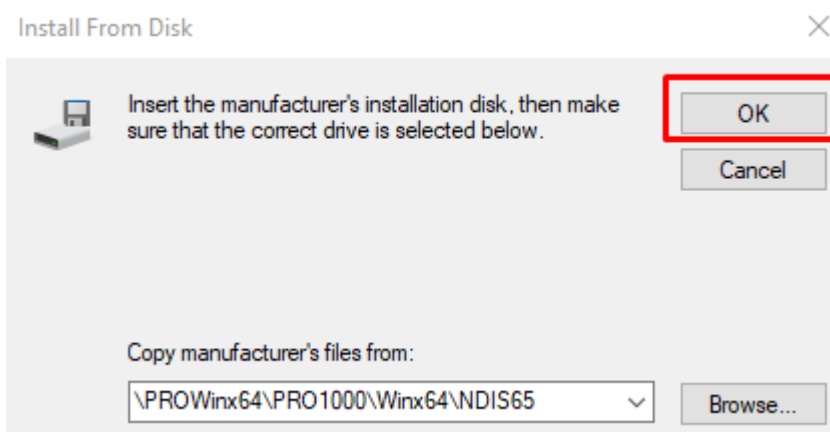
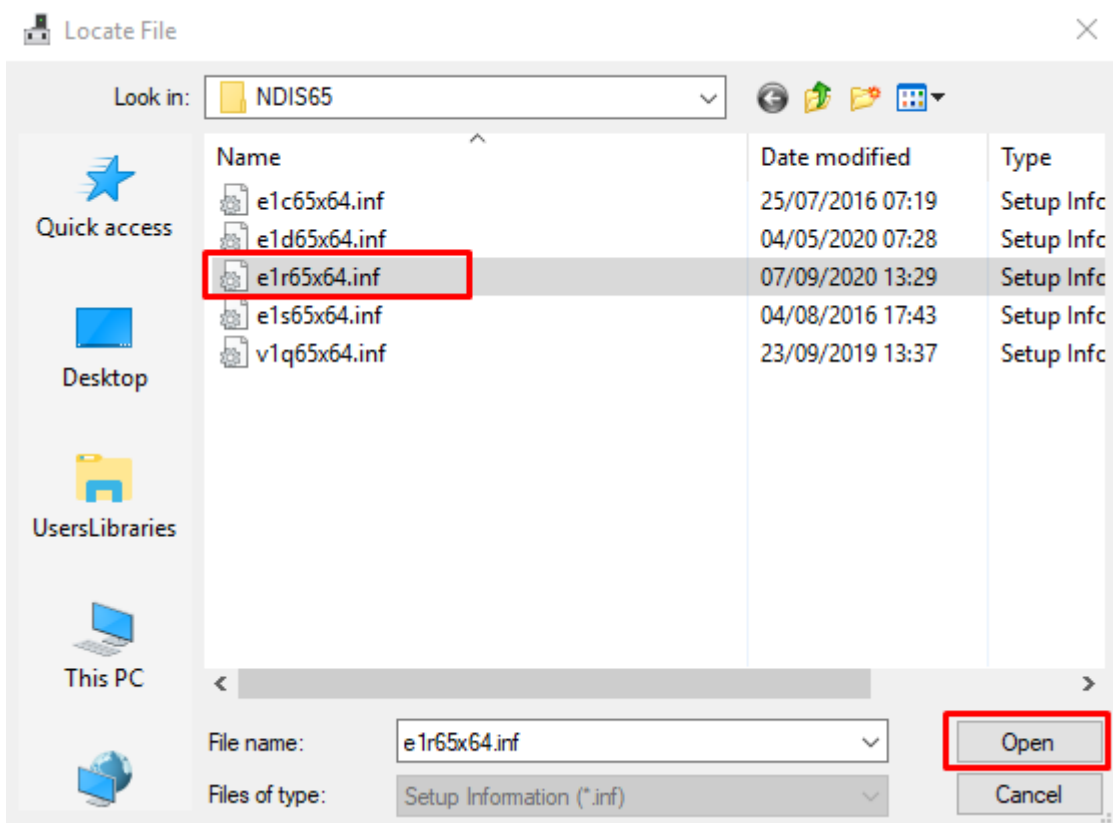
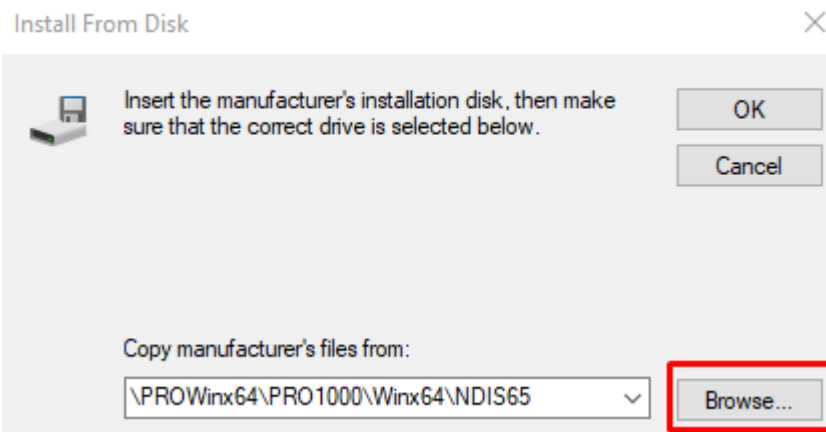
Show compatible hardware

Manufacturer	Model
2L (Conceptronic)	Conceptronic 54Mbps USB adapter
2L Central Europe BV	
2L International BV	
AhoCom System, Inc.	

This driver is digitally signed.  
[Tell me why driver signing is important](#)

Next

Cancel



Select the device driver you want to install for this hardware.



Select the manufacturer and model of your hardware device and then click Next. If you have a disk that contains the driver that you want to install, click Have Disk.



This driver is digitally signed.  
[Tell me why driver signing is important](#)

Have Disk...

Next

Cancel

Update Driver Warning



Installing this device driver is not recommended because Windows cannot verify that it is compatible with your hardware. If the driver is not compatible, your hardware will not work correctly and your computer might become unstable or stop working completely. Do you want to continue installing this driver?

Yes

No

5. After Clicking Yes, Windows start installing drivers
6. Please repeat installation steps for each Network Interface.
7. All Done, please restart the Computer and test connectivity.